

WATER FLUORIDATION FAILS IN AUSTRALIA – ADULT ORAL HEALTH SURVEYS PROVE FLUORIDATION INEFFECTIVE

Very few countries in the world fluoridate their water supplies. Australia is an exception, with fluoride chemicals being added to the water supplies of almost all Australian states and Capital cities.

Most Australian states have had at least 70% up to 100% of their population's drinking water fluoridated since the 1960s and early 70s, apart from Queensland and its capital city, Brisbane (only fluoridated early 2009)

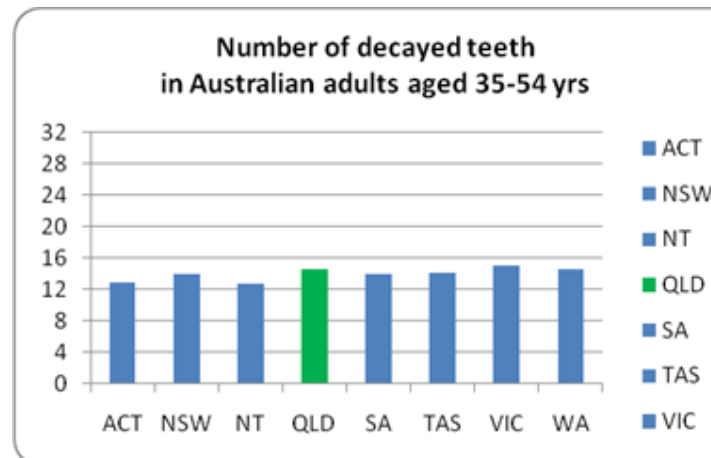
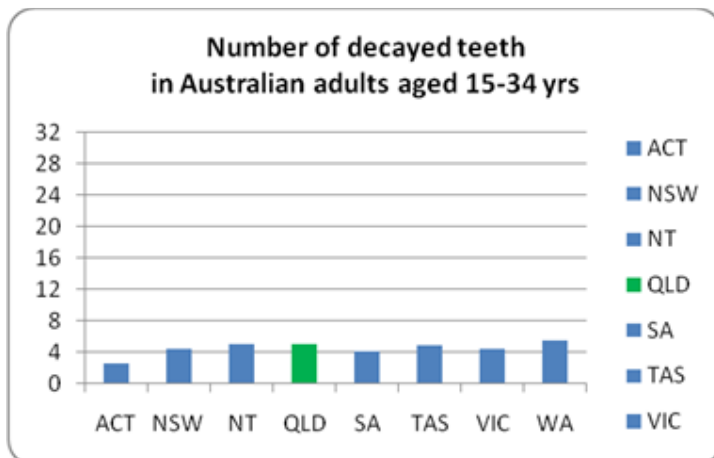
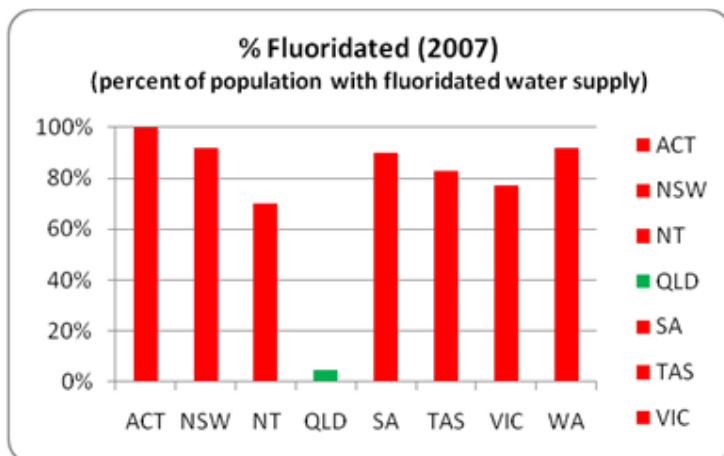
Queensland only had a few small towns and one city Townsville with fluoridated water until early 2009 when the Queensland Premier - Anna Bligh forced fluoridation on Queensland's population.

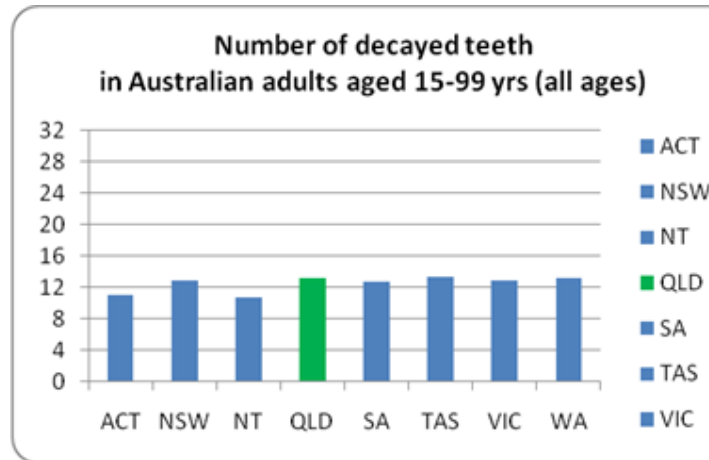
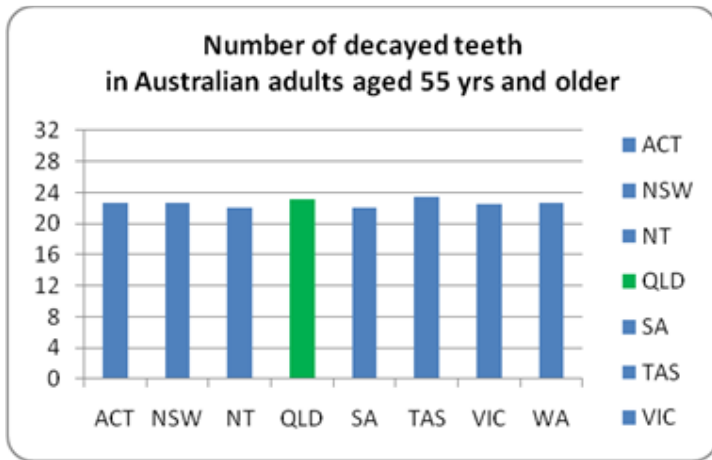
Examination of the Australian National Adult Oral Health Survey (2004 -2006) clearly shows that fluoridation has failed. Adults in all the other Australian states have just the same amount of tooth decay as adults in Queensland.

It is time that fluoride promoters acknowledge that fluoridation of water supplies is a dismal failure.

It is time to end unethical mass medication of Australians through our drinking water.

The tooth decay data (DMFT) in the graphs below uses the data from the state and territory reports of the 2004-2006 National Oral Health Survey. Links to these reports are given below.



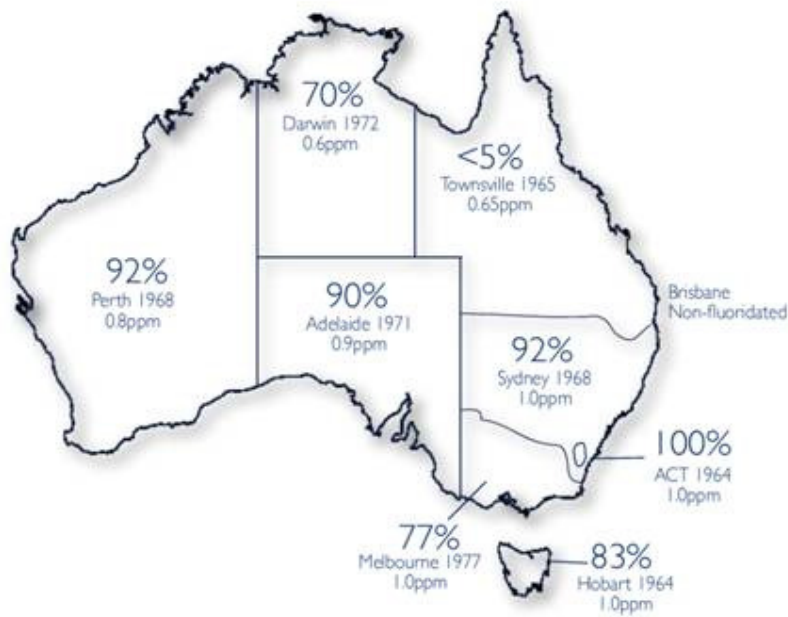


Water fluoridation clearly does not decrease tooth decay.

Just why are Australian's water supplies still being forcibly fluoridated by councils and state governments?

Percentage of Population drinking fluoridated water as at 2007

(Data sourced from NHMRC)



Extent of water fluoridation sourced from 2007 NHMRC Public Statement map reproduced here.

http://www.nhmrc.gov.au/files_nhmrc/file/media/media/rel07/Fluoride_Flyer.pdf

The DMFT data has been sourced from the State and territory reports of the National Adult Oral health Survey 2004-2006 as cited

(page 30 of each report under Average number of decayed, missing and filled teeth per person – Key findings) and downloadable from links given

[The National Survey of Adult Oral Health 2004-06 \(Western Australia\)](#), AIHW cat. no. DEN 182. Canberra: Australian Institute of Health and Welfare (Dental Statistics and Research Series No. 46); 2008

http://www.arcpoh.adelaide.edu.au/publications/report/statistics/pdf_08/WA%20NSAOH_final.pdf

[The National Survey of Adult Oral Health 2004-06 \(Victoria\)](#) AIHW cat. no. DEN 181. Canberra: Australian Institute of Health and Welfare (Dental Statistics and Research Series No. 45); 2008.

http://www.arcpoh.adelaide.edu.au/publications/report/statistics/pdf_08/Victoria%20NSAOH_final.pdf

[The National Survey of Adult Oral Health 2004-06 \(Tasmania\)](#) AIHW cat. no. DEN 180. Canberra: Australian Institute of Health and Welfare (Dental Statistics and Research Series No. 44); 2008.

http://www.arcpoh.adelaide.edu.au/publications/report/statistics/pdf_08/TAS%20NSAOH_final.pdf

[The National Survey of Adult Oral Health 2004-06 \(South Australia\)](#) AIHW cat. no. DEN 179. Canberra: Australian Institute of Health and Welfare (Dental Statistics and Research Series No. 43); 2008.

http://www.arcpoh.adelaide.edu.au/publications/report/statistics/pdf_08/SA%20NSAOH_final.pdf

[The National Survey of Adult Oral Health 2004-06 \(Queensland\)](#) AIHW cat. no. DEN 178. Canberra: Australian Institute of Health and Welfare (Dental Statistics and Research Series No. 42); 2008.

http://www.arcpoh.adelaide.edu.au/publications/report/statistics/pdf_08/QLD%20NSAOH_final.pdf

[The National Survey of Adult Oral Health 2004-06 \(Northern Territory\)](#) AIHW cat. no. DEN 177. Canberra: Australian Institute of Health and Welfare (Dental Statistics and Research Series No. 41); 2008.

http://www.arcpoh.adelaide.edu.au/publications/report/statistics/pdf_08/NT%20NSAOH_final.pdf

[The National Survey of Adult Oral Health 2004-06 \(New South Wales\)](#) AIHW cat. no. DEN 176. Canberra: Australian Institute of Health and Welfare (Dental Statistics and Research Series No. 40); 2008.

http://www.arcpoh.adelaide.edu.au/publications/pdf_08/NSW%20NSAOH_final.pdf

[The National Survey of Adult Oral Health 2004-06 \(Australian Capital Territory\)](#), AIHW cat. no. DEN 175. Canberra: Australian Institute of Health and Welfare (Dental Statistics and Research Series No. 39); 2008.

http://www.arcpoh.adelaide.edu.au/publications/report/statistics/pdf_08/ACT%20NSAOH_final.pdf